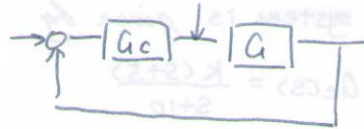


12.1 Consider a system of the form



where $G(s) = \frac{1}{s+1}$

using the ITAE performance method for a step input determine the required $G_c(s)$. Assume $\omega_n = 20$. Determine the step response with and without a prefilter $G_p(s)$.

Answer: Try a PI controller, given by

$$G_c = K_D + \frac{K_I}{s}$$

$$T(s) = \frac{sK_D + K_I}{s^2 + (1 + K_D)s + K_I}$$

The ITAE characteristic equation is

$$g(s) = s^2 + 1.4\omega_n s + \omega_n^2 \quad \text{and} \quad s^2 + (1 + K_D)s + K_I = 0.$$

where $\omega_n = 20$. then $K_D = 27$. $K_I = 400$.

without the prefilter, the close-loop system transfer function is

$$T(s) = \frac{Y(s)}{R(s)} = \frac{27s + 400}{s^2 + 28s + 400}$$

with a prefilter

$$T(s) = \frac{400}{s^2 + 28s + 400} \quad \text{where} \quad G_p(s) = \frac{14.8}{s + 14.8}$$

G_p eliminate the zeros of $T(s)$, and bring the overall numerator to 400.

12.3. A close-loop system unity feedback system has the loop transfer function $G_c G = \frac{18}{s(s+b)}$

where b is normally equal to 3. Determine S_b^T

Answer: $T(s) = \frac{G_c G}{1 + G_c G} = \frac{18}{s^2 + bs + 18}$

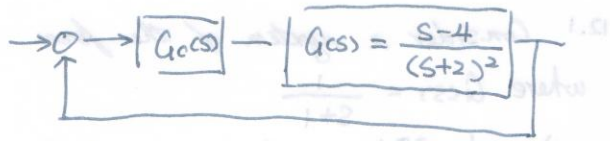
the sensitivity function is

$$S_b^T(s) = [1 + G_c G]^{-1} = \frac{s^2 + bs}{s^2 + bs + 18}$$

$$S_b^T = \frac{\partial T}{\partial P} \cdot \frac{P}{T} = \frac{-bs}{s^2 + bs + 18}$$

P12.3 a system is given by.

where $G_c(s) = \frac{K(s+5)}{s+10}$



- find the range of K for a stable system
- select a gain so that the steady-state error of the system is zero for a step input.

Answer: the open-loop TF is

$$G_c(s) = \frac{K(s+5)(s-4)}{(s+10)(s+2)^2}$$

so the characteristic equation is

$$1 + G_c(s) = 0 \Rightarrow 1 + \frac{K(s+5)(s-4)}{(s+10)(s+2)^2} = 0$$

$$\text{or } s^3 + (14+K)s^2 + (44+K)s + 40 - 20K = 0$$

→ Routh - criterion

s_0	1	$44+K$	\Rightarrow	$40-20K > 0$
s_1	$14+K$	$40-20K$	$\left\{$	$\frac{(14+K)(44+K) - (40-20K)}{14+K} > 0$
s_2	$\frac{(14+K)(44+K) - (40-20K)}{14+K}$		\Rightarrow	$-8.25 < K < 2$
s_3	$40-20K$			

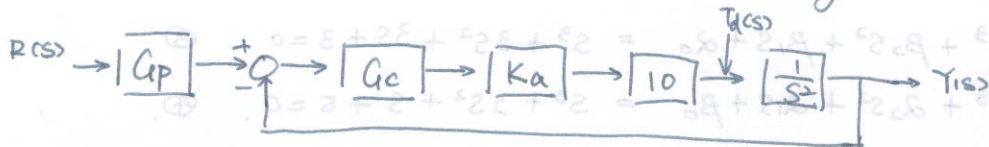
b. the steady-state error is

$$e_{ss} = \frac{2}{2-K}$$

the steady-state error cannot be zero for any stable K .

Choose K close to -8.25 to minimize the tracking error.

12.8 a motor and load with negligible friction and a voltage-to-current amplifier K_a is used in the feedback control system shown in Fig.



a designer selects a PID controller $G_c = K_p + \frac{K_i}{s} + K_D s$ where $K_p = 5$, $K_i = 500$, and $K_D = 0.0475$

a. determine the appropriate value of K_a so that the phase margin of the system is 40° .

answer: the open-loop transfer function

$$G(s) = \frac{10 K_a (5s + 500 + 0.0475s^2)}{s^3} = L(s)$$

$$L(j\omega) = \frac{10 K_a (5j\omega + 500 - 0.0475\omega^2)}{j\omega j\omega j\omega}$$

$$|L(j\omega)| = \frac{10 K_a \sqrt{25\omega^2 + (500 - 0.0475\omega^2)^2}}{\omega^3} = 1$$

$$180^\circ - (90^\circ \times 3 - \arctan \frac{5\omega}{500 - 0.0475\omega^2}) = 40^\circ$$

$$\Rightarrow \omega = 155.953$$

$$\Rightarrow K_a = \frac{374.5}{\text{computer.}} \cdot \frac{372.4}{\text{mine}}$$

12.9. A unity feedback system has a nominal characteristic equation $f(s) = s^3 + 3s^2 + 3s + 4 = 0$.

the coefficients vary as follows:

$2 \leq a_2 \leq 3$ $1 \leq a_1 \leq 3$ $3 \leq a_0 \leq 5$; Determine whether the system is stable for those uncertain coefficients.

Answer:

$\alpha_0 = 3$	$\beta_0 = 5$
$\alpha_1 = 1$	$\beta_1 = 3$
$\alpha_2 = 2$	$\beta_2 = 3$

$$f(s) = s^3 + \alpha_2 s^2 + \beta_1 s + \beta_0 = s^3 + 2s^2 + 3s + 5 = 0 \quad \textcircled{1}$$

$$f(s) = s^3 + \beta_2 s^2 + \alpha_1 s + \alpha_0 = s^3 + 3s^2 + s + 3 = 0 \quad \textcircled{2}$$

$$f(s) = s^3 + \beta_2 s^2 + \beta_1 s + \alpha_0 = s^3 + 3s^2 + 3s + 3 = 0 \quad \textcircled{3}$$

$$f(s) = s^3 + \alpha_2 s^2 + \alpha_1 s + \beta_0 = s^3 + 2s^2 + s + 5 = 0 \quad \textcircled{4}$$

①	s^3	2	3	5	
	s^2	2	3	5	
	s^1	1/2			
	s^0	5			

②	s^3	1	3	3	
	s^2	3	3	3	
	s^1	0	6	0	
	s^0		3		

③	s^3	1	3	3	
	s^2	3	3	3	
	s^1	2			
	s^0	3			

④ s^3 1 1
 s^2 2 5
 s^1 -3/2
 s^0 5

the fourth polynomial is not stable.
 \Rightarrow the system is not stable for the uncertain parameters.

12.11 A plant has a transfer function $G(s) = \frac{25}{s^2}$

we want to use a negative unity feedback with a PID controller (and a prefilter). The goal is to achieve a peak time of 1 second with ITAE-type performance. Predict the system for a step input.

Answer: the characteristic equation is

$$1 + G_c G(s) = 0 = 1 + \frac{K_D s^2 + K_I + K_P s}{s} \cdot \frac{25}{s^2} = 0$$

$$s^3 + 25 K_D s^2 + 25 K_P s + 25 K_I = 0$$

based on ITAE:

$$s^3 + 1.75 \omega_n s^2 + 2.15 \omega_n^2 s + \omega_n^3 = 0$$

$$\omega_n T_p \approx 4 \Rightarrow \omega_n = 4$$

$$25 K_I = 64$$

$$K_I = 2.56$$

$$25 K_P = 2.15 \times 16$$

$$\Rightarrow K_P = 1.376$$

$$25 K_D = 1.75 \times 4$$

$$K_D = 0.28$$